



CYLANCE

# Moving Your Environment into a State of PREVENTION

DAVE ALFARO  
MANAGING DIRECTOR, THREATZERO

# SAFE HARBOR

The information in this presentation is confidential and proprietary to Cylance® and may not be disclosed without the permission of Cylance. This presentation is not subject to your license agreement or any other service or subscription agreement with Cylance. **Cylance has no obligation to pursue any course of business outlined in this document or any related presentation, or to develop or release any functionality mentioned therein.**

This document, or any related presentation and Cylance's strategy and possible future development, product, and/or platform direction and functionality are all **subject to change and may be changed by Cylance at any time for any reason without notice.** The information on this document is not a commitment, promise, or legal obligation to deliver any material, code, or functionality. This document is for informational purposes and may not be incorporated into a contract. Cylance assumes no responsibility for errors or omissions in this document.

# PRESENTER



## DAVE ALFARO

MANAGING DIRECTOR, THREATZERO

- 18+ year security career
- Career spans security and network engineering, penetration testing, firewall design and implementation, enterprise security architecture, privileged identity management, vulnerability management, and Endpoint security.
- Managed the design and implementation of one of the world's largest scale DoD vulnerability management solutions (US Army)
- Managed and grew successful consulting practices for several security vendors and firms.

# TIME

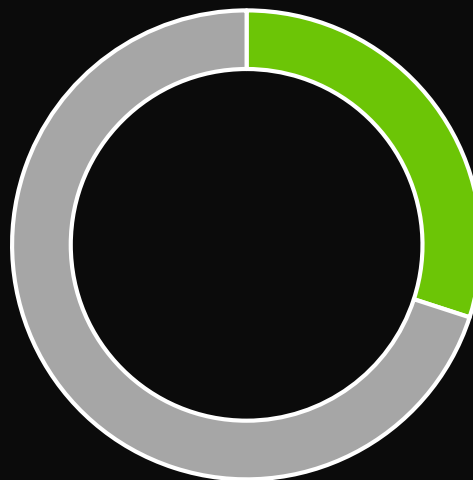
Time is truly a finite resource



## TIME TO VALUE

- Skilled resources?
- Subject matter expertise?
- Implied risk?

What is the true cost?



**30%**

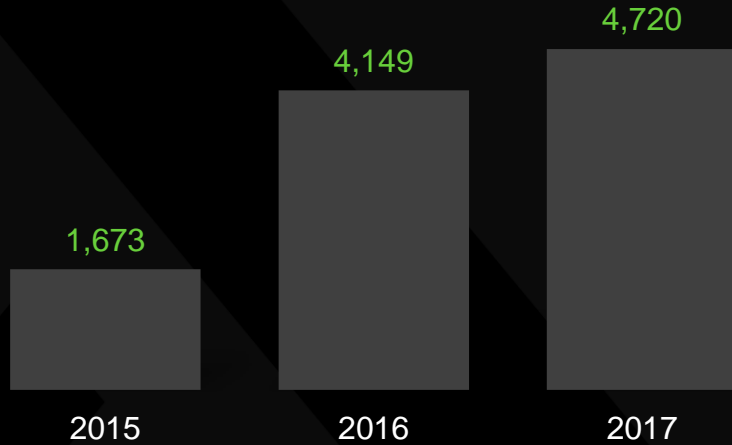
of all new security investments were not being used at all or were underutilized<sup>1</sup>

“Target supposedly **spent over \$1 million** on an anti-malware solution poorly configured at the time of its 2013 data breach.”

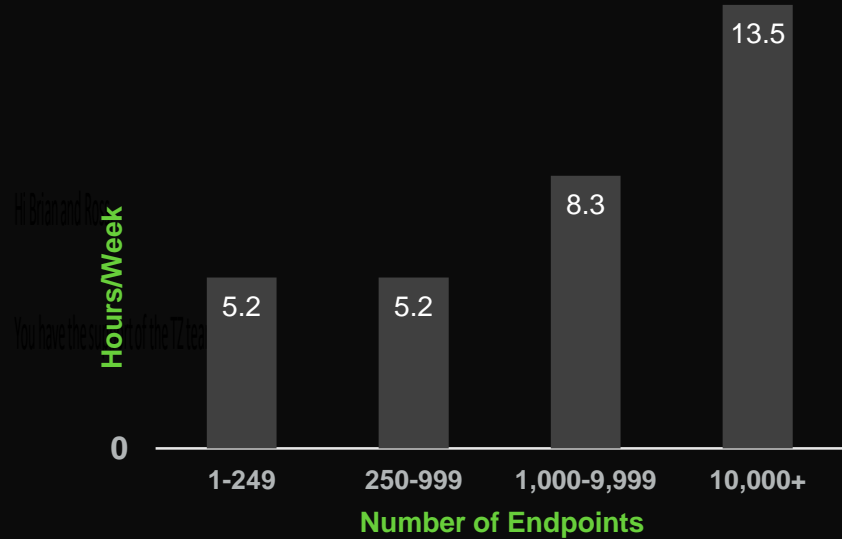
<sup>1</sup>Source: [www.csoonline.com](http://www.csoonline.com), “How to stop wasting money on security shelfware”

# TIME IS NOT ON OUR SIDE

The number of incidents and the resource requirements to handle them..



Number of Reported Breaches



Man hours to respond to compromised hosts

# PREVENTION

# Deployment vs. Prevention

## Report Card

Grading Scale:

95 – 100% - A

94 – 85% - B

84 and Less - C

Files Analyzed

787,688,185

C

Overall Grade:  
45.89%

Coverage Breakdown:

\*Report generated as of 08/16/2016

Category	# Of Hosts/Files Under Category	Percentage Of Category	Description
Malware	5,374/7,098	75.71%	The number of malware threats that have been quarantined.
Potentially Unwanted Programs (PUPs)	22,067/34,259	64.41%	The number of PUPs that have been quarantined/removed or whitelisted.
Auto-Quarantine	543/13,452	4.04%	The number of devices with Auto-Quarantine enabled for Unsafe and Abnormal threats.
Memory Protection	0/13,452	0.00%	The number of devices using Memory Protection in Block or Terminate mode.
Script Control	0/13,452	0.00%	The number of devices using Script Control in Block mode.
Asset Inventory	11,644/13,452	86.56%	The number of devices that have been online in the last 30 days.
Upgrade Management	12,171/13,452	90.48%	The number of devices on either of the two most recent versions of CylancePROTECT.



# VALUE OF CYLANCEPROTECT

- Full Auto-Quarantine
- Expert Handling of Discovered Threats
- Memory Protection Blocking Exclusion Handling
- Script Control / Macro Protection Handling
- Best Practices Training
- Accelerated Implementation, Minimal Impact

# SUBSCRIPTION THREATZERO

- Quarterly HealthCheck Reports
- Threat Status Review
- Feature and ROI Status Review
- Updates of Agent Version
- Maintains Prevention Status

## Report Card

Grading Scale:

95 – 100% - A

94 – 85% - B

84 and Less - C

Files Analyzed **787,688,185**

**A**

Overall Grade:  
**95.94%**

Coverage Breakdown:

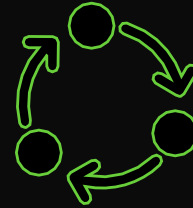
\*Report generated as of 08/16/2016

Category	# Of Hosts/Files Under Category	Percentage Of Category	Description
Malware	7,022/7,098	98.92%	The number of malware threats that have been quarantined.
Potentially Unwanted Programs (PUPs)	33,745/34,259	98.50%	The number of PUPs that have been quarantined/removed or whitelisted.
Auto-Quarantine	13,355/13,452	99.28%	The number of devices with Auto-Quarantine enabled for Unsafe and Abnormal threats.
Memory Protection	13,060/13,452	97.08%	The number of devices using Memory Protection in Block or Terminate mode.
Script Control	12,904/13,452	95.93%	The number of devices using Script Control in Block mode.
Asset Inventory	11,679/13,452	86.82%	The number of devices that have been online in the last 30 days.
Upgrade Management	12,783/13,452	95.03%	The number of devices on either of the two most recent versions of CylancePROTECT.

# THREATZERO SERVICES

## Foundational ThreatZERO

Outcome-based provable prevention services




## Subscription ThreatZERO

Foundational implementation and quarterly maintenance program



## Partner-Delivered ThreatZERO

Accredited partners leveraging ThreatZERO tools, processes, and methodologies



## Resident Expert

Dedicated long term staff augmentation



TM

## CASE STUDY: MID-SIZED US BANK

- Customer: Mid-sized US bank
- Number of endpoints: 13,000
- Full protection used throughout the bank
  - **Standard remote engagement**
  - **Agents Deployed: 13,780**
  - **13,780 in AQT ( 100%)**
  - **13,761 in Memory Defense**
  - **~12,000 in Script Alert**
- Multiple renewals Client since 2016



## CASE STUDY: RAPID DEVELOPMENT

- Customer: Global consumer brand company
- Number of endpoints: 120,000K
- Very Aggressive timeline
  - **Standard Remote engagement 7M**
  - **Agents Deployed: 107,000 (80K in one weekend)**
  - **107,000 in AQT**
  - **107,000 in Memory Defense**
  - **70,000 in Script Control Blocking**
  - **OPTICS fully deployed**
- Highly motivated team and executives
- Organization-wide buy in



# DELIVERING PREVENTION-BASED SECURITY SOLUTIONS

Integrated Practice Areas

Dedicated Engagement Manager

Holistic Approach

Customized Solutions

World-Renowned Security Authorities

Global Coverage with Local Attention



IOT /  
EMBEDDED  
SYSTEMS



INCIDENT  
CONTAINMENT  
& FORENSICS



RED TEAM  
SERVICES



ThreatZERO™



INDUSTRIAL  
CONTROL  
SYSTEMS



STRATEGIC  
SERVICES



EDUCATION

# Let us prove it to you.

ThreatZERO is ready to help YOU move to a state of PREVENTION.

**proservices@cylance.com**

**+1-877-973-3336**

Learn more about our **ThreatZERO Services**

## Contact us

- Your account manager
- Dave Alfaro at **dalfaro@cylance.com**

THANK YOU